

RC 357.2

1975 VARSITY BASEBALL SCHEDULE
(Home Games in Italics)

AIR FORCE BASEBALL 1975

Date	Day	Time	Opponent	Site
Mar 17	Mon	3:30 pm	<i>Metro State</i>	USAFA
Mar 18	Tue	3:00 pm	Regis	Denver, CO
Mar 21-30		1:00 pm	Spring Trip (5 teams)	Las Vegas, NV
Apr 4	Fri	3:00 pm	<i>Colorado Mines</i>	USAFA
Apr 5	Sat	1:00 pm	Metro State	Denver, CO
Apr 6	Sun	12:00 pm	<i>Western State (2)</i>	USAFA
Apr 9	Wed	7:00 pm	Southern Colorado	Pueblo, CO
Apr 11	Fri	3:00 pm	Denver	Denver, CO
Apr 12	Sat	12:00 pm	Denver (2)	Denver, CO
Apr 15	Tue	3:00 pm	Colorado State	Ft Collins, CO
Apr 16	Wed	3:30 pm	<i>Metro State</i>	USAFA
Apr 18	Fri	3:00 pm	Northern Colorado	Greeley, CO
Apr 19	Sat	12:00 pm	Northern Colorado (2)	Greeley, CO
Apr 21	Mon	7:30 pm	Colorado College	Colo Spgs, CO
Apr 23	Wed	3:00 pm	<i>Southern Colorado</i>	USAFA
Apr 26	Sat	11:00 am	Northern Arizona (2)	Flagstaff, AZ
Apr 29	Tue	3:00 pm	<i>Adams State</i>	USAFA
Apr 30	Wed	3:00 pm	Regis	USAFA
May 2	Fri	3:00 pm	Denver	USAFA
May 3	Sat	12:00 pm	Denver (2)	USAFA
May 5	Mon	4:00 pm	Colorado College	USAFA
May 6	Tue	3:00 pm	Colorado State	USAFA
May 9	Fri	3:00 pm	Northern Colorado	USAFA
May 10	Sat	12:00 pm	Northern Colorado (2)	USAFA
May 11	Sun	12:00 pm	Western State (2)	Gunnison, CO
May 17	Sat	12:00 pm	<i>Ft Hays State (2)</i>	USAFA

THIS IS THE ACADEMY

- Location 10 miles north of Colorado Springs, CO
- Enrollment 4,300 (approximate)
- Colors Silver and Blue
- Nickname Falcons
- Mascot Falcon (Mach I)
- Academy Superintendent Maj Gen James R. Allen
- Commandant of Cadets Brig Gen Hoyt S. Vandenberg, Jr.
- Dean of Faculty Brig Gen William T. Woodyard
- Director of Athletics Col Frank Merritt
- Sports Information Director Hal Bateman
(Phone 303-472-2313)
- Officer Representative Maj Joe Morgan



UNITED STATES AIR FORCE ACADEMY MISSION:
To provide instruction and experience to each cadet so that he graduates with the knowledge and character essential to leadership and the motivation to become a career officer in the United States Air Force.

BRIAN DUFFY
Outfielder
Team Captain



VARSITY COACHING STAFF

(left to right)

Frank DeBois, Asst Coach; Joe Robison, Head Coach

CAPTAIN JOE ROBISON

Varsity Baseball Coach

A veteran of collegiate, semi-pro and Armed Forces baseball competition, Captain Joe Robison begins his fifth season as head coach of the Air Force baseball team after serving as assistant coach in 1970.

A graduate of Baylor, Robison began his baseball career while attending high school in Dayton, TX, where he lettered in baseball, football, and basketball.

Robison entered the Air Force in 1957 and played two seasons of service ball in England, being named to the United Kingdom All-Star team each season.

During his undergraduate days at Baylor he lettered three years as a pitcher and helped the Bears finish as 1966 co-champions in the Southwest Conference. He served as the assistant varsity coach at Baylor in 1967 while completing work on his master's degree.

He has been a physical education instructor at the Academy since July 1969. He was a previous member of the National Association of College Baseball Coaches Rules Committee.


TSGT FRANK DEBOIS

Assistant Varsity Baseball Coach

Technical Sergeant Frank DeBois begins his first season as the assistant varsity baseball coach at the Air Force Academy.

A native of Port Byron, NY, TSgt DeBois entered the Air Force in 1961 and has been active in the baseball and softball programs at Pease AFB, NY; Hickam AFB, HI; and Hancock Field, NY. TSgt DeBois, while stationed at Hickam, represented his base in a winter league baseball tournament that hosted Ohio State, Southern California, last year's national champion, Colorado and other top squads.

While stationed at Hancock Field, he was selected to the American Softball Association Eastern Regional All Star team. Since being assigned to the Academy in 1972, TSgt DeBois has played for the Denver Merchants softball team that placed seventh in the International Softball Conference World Tournament. Presently, TSgt DeBois is assigned to the Cadet Athletic Facilities branch at the Academy.



CAPT ROD HUDAK
JUNIOR VARSITY COACH

1975 JUNIOR VARSITY SCHEDULE

(Home Games in Italics)

Date	Time	Opponent	Location
Apr 5	11:00 am	Trinidad State JC*	Trinidad, CO
Apr 18	1:30 pm	Colorado Mines*	USAFA
Apr 19	12:00 pm	Lamar JC*	Lamar, CO
Apr 26	11:00 am	Trinidad State JC*	USAFA
Apr 28	3:00 pm	Colorado Mines	Golden, CO
May 3	1:00 pm	Colo Northwestern*	USAFA
May 6	3:00 pm	Colorado State	USAFA
May 17	12:00 pm	Lamar JC*	USAFA

Coach: Captain Ron Hudak - 1st year

All dates are 7-inning games

*-Doubleheader

1975 JUNIOR VARSITY ROSTER

Name	Pos	Ht	Wt	Cl	B-T	Hometown
Dave Atzhorn	P	6-3	175	Fr	R-R	Merrillville, IN
John Boverly	2B	5-8	128	Fr	R-R	Bayonne, NJ
Alan Cannon	P	5-7	150	Fr	L-L	Varysburg, NY
Phil Colflesh	P	5-11	200	So	R-R	Delaware, OH
Deon Gieg	OF	5-11	157	Fr	R-R	Saugus, CA
Mike Hey	C-OF	6-4	190	Fr	R-R	Florissant, MO
Greg Kaiser	C	6-0	180	Fr	R-R	Charleston, IL
Doug Leja	OF	6-0	165	Fr	R-R	Yucipa, CA
Mike Lindsay	1B	6-3	190	Fr	L-L	Newark, IL
Dave McLeran	1B	6-4	190	Fr	R-R	Cocoa, FL
Dave Meehan	C-P	5-7	165	Fr	R-R	Louisville, KY
Melvin Murray	OF	5-10	165	So	R-R	Lenexa, KS
Mariano Nandin	C	5-10	180	Fr	R-R	Avondale, AZ
Pat Shay	OF-P	6-2	170	So	R-R	Lakewood, CA
Rich Shook	OF	6-0	180	Fr	R-R	Abilene, TX
Tom Sorrell	2B	5-10	170	Fr	R-R	Tucson, AZ
Vincent Wisniewski	OF	6-0	175	Fr	R-R	Pittsburgh, PA
Tim Wolters	P	6-0	160	Fr	R-R	Las Vegas, NV
Herb Younker	SS	5-9	160	Fr	R-R	Azusa, CA
Leo Zamboni	3B	5-10	170	Fr	R-R	Redondo Beach, CA
Keith Zdeb	P	6-1	178	Fr	R-R	Air Force Acad, CO
Tom Kana	MGR	5-9	164	Fr		Scotia, NY

FALCON ALL-AMERICAS

Wilson Parma	1962	Third Team
Wilson Parma	1963	Third Team
Dick Smithwick	1970	Second Team Coaches:
		CoSIDA Academic
Dennis Hall	1970	CoSIDA Academic
Bill Maggio	1971	CoSIDA Academic
Brad Fulk	1972	CoSIDA Academic
Jeff Brown	1974	CoSIDA Academic

AIR FORCE BASEBALL RECORDS BY OPPONENTS
(1975 Opponents in Italics)

Opponent	First Meeting	Last Meeting	AFA Won	AFA Lost	Tie
Adams State	1971	1972	2	2	0
Albuquerque	1966	1969	7	13	0
Arizona	1958	1968	1	11	0
Arizona State	1964	1971	1	6	0
Army	1974	1974	1	1	0
Baylor	1972	1972	0	2	0
Brigham Young	1962	1974	5	13	0
California-Berkeley	FIRST MEETING				
California-Riverside	1970	1971	1	1	0
Claremont-Mudd	1970	1971	0	2	0
Coast Guard	1968	1968	0	2	0
Colorado	1957	1974	2	4	0
Colorado College	1958	1974	26	2	0
Colorado State	1957	1974	32	13	0
Concordia (NB)	1968	1968	1	0	0
Creighton	1970	1972	2	3	0
Denver	1957	1974	34	22	0
Doane (NB)	1971	1971	4	0	0
Emporia State (KS)	1962	1962	0	1	0
Florida Tech	1973	1973	2	0	0
Ft Hays State	FIRST MEETING				
Houston	1971	1971	0	2	0
Idaho	1969	1969	0	2	0
Idaho State	1966	1967	2	2	0
Iowa State	1963	1963	0	2	0
Kansas State	1971	1971	0	1	0
LaVerne (CA)	FIRST MEETING				
Long Island	1974	1974	2	0	0
Metro State	1969	1974	14	1	0
Moorehead State (MN)	1968	1968	1	0	0
Morningside (IA)	1960	1960	1	0	0
Nebraska	1957	1957	0	2	0
Nevada-Las Vegas	1969	1972	7	3	0
New Mexico Highlands	1959	1974	9	3	0
New Mexico	1957	1971	18	10	0
North Dakota State	1962	1962	2	0	0
Northern Colorado	1957	1974	14	28	0
Oklahoma	1971	1971	0	1	0
Oregon State	1970	1971	0	2	0
Pershing (NB)	1970	1970	3	0	0
Regis	1957	1972	15	1	0
Rollins College	1973	1974	1	3	0
San Diego State	1961	1964	4	5	0
San Diego University	1966	1966	0	2	0
Santa Clara	1971	1971	0	1	0
Southern California	1970	1974	1	2	0
Southern Colorado	1965	1974	13	10	0
Southern Illinois	1968	1968	0	1	0
San Jose State	1959	1961	1	2	0
South Dakota State	1959	1969	3	1	0
South Dakota University	1969	1969	1	0	0
Stanford	1962	1971	1	9	0
Southwestern	1972	1972	1	1	0
St John's (NY)	1970	1970	1	0	0
St Mary's (TX)	1972	1972	0	2	0
St Louis	1969	1969	0	0	1
Texas A&M	1972	1972	0	2	0
Texas Lutheran	1972	1972	1	1	0
Texas-El Paso	1967	1967	1	0	0
Trinity (TX)	1972	1972	0	2	0
Tulsa	1970	1974	1	2	0
UCLA	1957	1957	0	2	0
Weber State	1971	1971	2	0	0
Western Kentucky	1969	1969	0	1	0
Western State	1969	1973	9	1	0
Wyoming	1958	1973	17	11	0
Totals			266	208	1

FALCON NATIONAL CHAMPIONS

Category	Year	Player	Record
Slugging	1957	John Kuenzel	.891
Home Runs	1963	Darryl Bloodworth	10 (.38 per game)
Home Runs	1964	Jim Steed	10 (.37 per game)
RBIs	1964	Jim Steed	40 (1.48 per game)
Slugging	1970	Dick Smithwick	.847
Triples	1974	Charlie Simmons	8 (0.42 per game)

1975 FALCON OUTLOOK

SCHEDULE OUTLOOK

A demanding 39-game schedule, highlighted with six games each with Northern Colorado and Denver will challenge the 1975 Falcon baseball team. Also on the Air Force schedule will be a trip to the First Annual University of Nevada-Las Vegas Invitational Tournament. Teams participating include the University of California, University of California at Santa Barbara, Oregon State, LaVerne College of California and the host team from Nevada-Las Vegas. Regionally, the Falcons will meet strong teams in Colorado State, Adams State, Southern Colorado and an away trip to Flagstaff, AZ, to meet the University of Northern Arizona.

WHAT COACH ROBISON SAYS

"This may well be the finest all-around team that I've coached at the Academy. Although depth at several positions could be a problem, we can field a team that can play with anyone. An outstanding group of hitters returns and several outstanding freshmen pitchers have been impressive last fall. We need great years from some of our experienced people and this team could be the best independent in District 7."

WHAT TO EXPECT FROM

... THE INFIELD

A revamped infield will be one of the keys to a fine year by this ball club. At the completion of the fall season, Jeff Brown (.400) (10HR) has established himself at third base. Jeff was drafted by the Philadelphia Phillies in the June draft, but elected to return to complete his education. Two fine shortstops give the Falcons excellent depth at this vital position. Jim Corrigan (.330) will start and also do some pitching. When Jim is pitching, Jeff Mayer (.240) will play shortstop. Mayer has a fine arm and can make the big play. Mark Meakins, up from the junior varsity, has earned the second base job. A scrapper, Mark will probably bat leadoff. Duane Miller (.447) with four home runs and 23 RBIs in 17 games will also see a lot of action and will be the designated hitter when not playing defensively. Mike Erdle will share duties at all three infield positions in a rotating system that will be used by the Falcons this season. Steve Murdoch, an excellent left-handed first baseman, will man this important spot. Steve could hit over .300 with regular playing time.

... THE OUTFIELD

An experienced outfield returns to bolster the Falcons' chances for a third consecutive winning season. Led by senior team captain Brian Duffy (.346, 9 HR, 21 RBIs) this group of young men will carry much of the offensive firepower of the Falcons on their shoulders. Bob Wagner, (.410, 8 HR, 22 RBIs) although appearing in only 14 games, compiled amazing statistics for a sophomore centerfielder. Wagner will be flanked by Duffy in left field and senior Charlie Simmons (.290, 8 triples, 21 RBIs) in right field. Charlie led the nation in triples last season and his big, booming bat should spell trouble for all opposing pitchers this season. Breaking into this array of talented outfielders seems virtually impossible, but sophomore Dave Bunker from Bedford, New Hampshire, is pressing the regulars. Dave is a sophomore and is out for baseball for the first time. He will see a lot of action and will be used quite extensively as a designated hitter. "Bunk" provides the Falcons with perhaps the four best outfielders ever assembled on a Falcon team.

... CATCHING

Perhaps the least experienced position on the Air Force team, this important area has received much attention in fall practice. Junior Steve Robinson, up from the junior varsity, has the inside track. A durable, tough competitor, Steve has the tools and determination to spark and drive the Falcons.

... PITCHING

While several experienced pitchers return for the Falcon squad, the key to the mound staff in the fall appeared to be enthusiasm. A blending of the experienced pitchers, as well as the rapid development of some strong-armed youngsters will go a long way in determining the final season record of the 1975 Falcons. Good arms are there. The ability to master the technique of pitching instead of throwing is the key. Key returnees are Bob Ciola, Dave Commons, Rick Sarver, Terry Taubert, Larry Bryant and Matt Mortorano. Newcomers are Don Davis, John Squire and Richard Newton. This group will be the deciding factor in the ability of the Falcons to meet and defeat some of the finest teams in the nation.


... LOSSES

Led by Team Captain Pat Corrigan, players like Rich Haynie, Jeff Greiner, Dan Goodrich, Doug Harnly and Bob Williams, the 1974 Falcons were a team to be reckoned with every game. The losses of these fine young men will be hard to replace, but another fine group looms in the wings. They only need games to prove themselves.

... OVERALL OUTLOOK

A gifted team, capable of putting it all together each day. A superb mental approach will make this the winningest team in Falcon history. A prolific run-scoring machine, this team has the capability of scoring a lot of runs. Barring serious injury to a number of key people, a bright future appears to be in store for the '75 Falcons.


MEET THE FALCONS



BRIAN DUFFY – Outfielder

Each of the last two seasons Brian has been among the team leaders in RBIs. Last year he drove in 21 and hit for a solid .346 average. A challenging hitter, "Duff," who is this year's team captain, also can get on base by other means, such as walks which he led the team in with 16. He hits the long ball, coming up with nine home runs, and five doubles. Fast afoot, Brian stole four bases in five attempts and gets a good jump on the ball from his outfield position.


Year	G	AB	H	R	HR	RBI	AVG
1973	17	54	15	14	6	18	.278
1974	32	107	37	30	9	21	.346



JEFF BROWN – Infielder


Only a junior, "Brownie" will be seeking his third straight batting average title this season. He improved on a fine .354 average as a freshman player to a solid .400 percentage in 1974. An All-America calibre player, Jeff has also led the team in home runs the last two seasons, 10 last year, and needs just five to tie the school record for a career. He was an Academic All-America in 1974 in an Aeronautical Engineering major.

Year	G	ABH	H	R	HR	RBI	AVG
1973	23	82	29	17	7	22	.354
1974	24	90	36	27	10	26	.400



DAVE BUNKER – Outfielder


A newcomer to college baseball, Dave spent his freshman year on the football team. He has all the tools to be a big help to the Falcons in 1975. Strong, smart and reliable, "Bunk" gives Air Force a great outfield nucleus that can do the job. Dave lettered four years playing baseball at Manchester West HS in New Hampshire, and served as the team captain as a senior. He also earned all-state honors in football in 1973.



LARRY BRYANT – Pitcher

An excellent control pitcher, Larry had the best ERA of regular pitchers on the 1973 mound staff. Last season, Larry had the lowest walks of opponent hitters of any regular Falcon pitcher. He has good velocity, and has a good slider. Last season he pitched a two-hitter against Long Island University.

Year	G	W	L	IP	BB	SO	ERA
1973	9	3	3	46	11	42	3.52
1974	7	2	1	24.2	6	21	6.93



BOB CIOLA – Pitcher

One of the pleasant surprises from a year ago, Bob posted a 3-1 record as a freshman, including two big wins over arch rival Denver. A strong right hander, Bob will be a starter this year based on his fine showing as a freshman. A competitor, Bob has the ability to beat any team Air Force plays in 1975. In high school, Bob lettered three times and was the team captain at Fairfield Prep School in Connecticut in 1973.

Year	G	W	L	IP	BB	SO	ERA
1974	8	3	1	31	15	18	4.65

AIR FORCE BASEBALL RECORDS TEAM GAME

- Most At Bats – 61 vs Colorado College, May 10, 1967
- Most Runs – 38 vs Colorado College, May 10, 1967
- Most Runs Inning – 18, 1st inning, vs Metro State, April 20, 1974
- Most Hits – 32 vs Colorado College, May 10, 1967
- Fewest AFA Hits – 0 vs Texas A&M, March 30, 1972
- Most Doubles – 7 vs Wyoming, May 19, 1963
- Most Triples – 4 vs Colorado College, May 1, 1958; vs New Mexico, March 31, 1962; vs Colorado College, April 12, 1974
- Most Home Runs – 8 vs South Dakota, April 12, 1963
- Most Extra Base Hits – 13 vs Colorado College, May 10, 1967 (5 doubles, 2 triples, 6 HR)
- Most Runs Batted In – 34 vs Colorado College, May 10, 1967
- Most Stolen Bases – 9 vs Denver, April 30, 1963, and vs Colorado College, April 24, 1966
- Most AFA Walks – 17 vs Colorado College, May 25, 1960
- Most AFA Strikeouts – 22 vs Stanford, March 25, 1971
- Most Assists – 22 vs Denver, April 16, 1958
- Most Errors – 7 vs Arizona, April 25, 1959, and vs Wyoming, March 17, 1973
- Most Double Plays – 4 vs Wyoming, May 15, 1966, and Metro State, May 17, 1969
- Most Opponent Runs – 33 by Denver, May 13, 1968
- Most Opponent Hits – 29 by Denver, May 13, 1968
- Most Opponent Home Runs – 8 by Denver, May 13, 1968
- Most Opponent Stolen Bases – 6 by Colorado State, May 10, 1958
- Most Opponent Errors – 8 by Colorado College on May 1, 1958, May 5, 1972, and April 18, 1973
- Fewest Opponent Hits – 0 by Idaho, May 28, 1967
- Most Opponent Strikeouts – 17 vs Wyoming, May 8, 1966, and Doane, May 7, 1971
- Most Opponent Walks – 14 vs Northern Colorado, May 28, 1960; vs Southern California, March 16, 1974
- Most Wild Pitches – 6 vs Stanford on April 20, 1963
- Most Innings – 14 vs Colorado College, April 10, 1968

INDIVIDUAL GAME

- Most At Bats – 9, John McBroom vs Colorado College, May 10, 1967
- Most Runs Scored – 7, Rick Starr vs Colorado College, May 10, 1967
- Most Hits – 9, John McBroom vs Colorado College, May 10, 1967
- Most Doubles – 3 by five players. Last time by Brad Fulk vs Colorado College, May 5, 1972
- Most Triples – 3, Charlie Simmons, vs Colorado College, April 12, 1974
- Most Home Runs – 2 by 24 players 36 times. Last time Brian Duffy vs Denver, May 13, 1974
- Most Runs Batted In – 12, John McBroom vs Colorado College, May 10, 1967
- Most Strikeouts – 4 by 10 players. Last time by Jim Ilseng vs Southern California, March 16, 1974
- Most Walks – 3 by 36 players. Last time by Brian Duffy vs New Mexico Highlands, May 4, 1974
- Highest Batting Average – 9 for 9, John McBroom vs Colorado College, May 10, 1967
- Most Double Plays – 4, Barry Cline vs Metro State, May 17, 1969
- Most Errors – 3 by 10 players. Last time by Jeff Brown (3B) vs Wyoming, March 17, 1973
- Most Extra Base Hits – 5, John McBroom vs Colorado College, May 10, 1967 (2 doubles, 1 triple, 2 HR)
- Most Putouts – 17 by Don Meister vs Doane, May 7, 1971
- Most Assists – 9, Bill Jenny (2B) vs Denver, April 21, 1970
- Most Innings – 10, Pete Bracci vs Denver, April 8, 1964, and Jim Hogarty vs Northern Colorado, May 17, 1967
- Most Runs Surrendered – 15, Jim Hogarty vs Colorado State, Apr 29, 1967
- Most Walks Surrendered – 9 by four players. Last time by Jim Hogarty vs Colorado State, April 29, 1967
- Most Strikeouts – 17 by Al McClure vs Wyoming, May 8, 1966, and Rich Haynie vs Doane, May 7, 1971
- Most Wild Pitches – 4, Terry Taubert vs Southern Colorado, April 10, 1973

AIR FORCE ACADEMY BASEBALL RECORDS TEAM SEASON

Most Games	39	— 1971
Most Victories	22	— 1964
Most Losses	20	— 1971
Best Record	22-5	— 1964
Most At Bats	1,199	— 1971
Most Runs	256	— 1962
Most Hits	352	— 1962
Most Doubles	53	— 1962
Most Triples	25	— 1963
Most Home Runs	58	— 1962
Most Runs Batted In	215	— 1962
Most Stolen Bases	83	— 1971
Most Strikeouts	278	— 1971
Highest Batting Average	.337	— 1964
Best Fielding Average	.951	— 1971
Most Complete Games (Pitching)	22	— 1964
Best Team Earned Run Average	3.45	— 1964

INDIVIDUAL SEASON

BATTING

Most Games	37	Dick McDonald, 1971
Most At Bats	127	Jeff Greiner, 1974
Most Hits	52	Dick Smithwick, 1970
Most Runs Scored	41	Brad Fulk, 1972
Most Doubles	16	Jon Medina, 1962
Most Triples	8	Charlie Simmons, 1974
Most Home Runs	12	Brad Fulk, 1971
	12	Dick Smithwick, 1970
Most Strikeouts	35	Jim Ilseng, 1974
Most Walks	32	Frank Packer, 1964
Most Runs Batted In	53	Dick Smithwick, 1970
Most Stolen Bases	24	Rick Starr, 1968
Top Batting Average	.475	Roger Zoeller, 1961
Best Fielding Average	1.000	Paul Hanson (C), 1966
	1.000	Steve Jackson (C), 1972

PITCHING

Most Games	14	Bob Copenhafer, 1971;
		Jim Hogarty, 1967; Bill Savage, 1968; Bill Horacek, 1968
Most Complete Games	11	Pete Bracci, 1964
Most Innings Pitched	98	Pete Bracci, 1964
Most Runs Allowed	59	Jim Burton, 1957
Most Earned Runs Allowed	42	Al McClure, 1965
Most Hits Allowed	98	Bill Horacek, 1967
Most Strikeouts	103	Pete Bracci, 1964
Most Walks Allowed	60	Al McClure, 1965
Most Victories	9	Pete Bracci, 1964;
	9	Rich Haynie, 1972
Most Losses	7	Bill Savage, 1968

MOST VALUABLE BASEBALL PLAYERS


1966	Al McClure (Pitcher)
1967	John McBroom (Outfielder)
1968	Barney Mills (Outfielder)
1969	Bill Horacek (Pitcher)
1970	Dick Smithwick (Outfielder)
1971	Dick McDonald (First Base-Pitcher)
1972	Rich Haynie (Pitcher)
1973	Jim Ilseng (Catcher)
1974	Pat Corrigan (First Base)

AIR FORCE BASEBALL 1975

DAVE COMMONS — Pitcher

A real work horse on the mound, Dave has had the second most innings pitched each of the last two seasons, and this season he is by far the most experienced member of a large pitching staff. Last season, his best game was a four hitter tossed against rival Denver. A senior this season, Dave must be counted upon to be the "Big Boss" or stopper.


Year	G	W	L	IP	BB	SO	ERA
1972	2	0	1	6	4	1	1.50
1973	8	3	2	39.1	23	31	3.89
1974	8	3	3	40	31	26	5.63



JIM CORRIGAN — Infielder-Pitcher


A very versatile athlete, Jim can play almost any position and this season will be called upon to play a solid shortstop position and also make an appearance as a pitcher this season. Besides this Jim can also serve as a catcher. Although he hit .314, the fourth best percentage on the club, Jim has yet to have his finest season at the Academy. He tied for the team leadership last season with the most hits, 38. Ironically he shared this honor with his brother, Pat, who has graduated. He will be a team leader this season on defense and his leadership will be a strong factor in a winning Air Force season.

Year	G	AB	H	R	HR	RBI	AVG
1972	19	38	5	2	0	3	.132
1973	7	24	5	2	0	2	.208
1974	32	121	38	17	1	13	.314



DON DAVIS — Pitcher

Don comes up to the varsity following a fine year on the junior varsity squad. "Dandy Don" has the temperament needed to be a fine pitcher and only needs pitching experience to excel. An all-around athlete in high school, Don lettered in football and track as well as three letters playing the infield and pitching at Nacogdoches High in Texas.



MIKE ERDLER — Infielder

Mike will be used as a utility infielder this season as he begins his second varsity season after lettering last year. A native of Colorado Springs, Mike is a dependable glove man around second base, even though he played third base in his varsity starts last year. A player with a lot of hustle, he gives 100 percent as a team player and could be a great asset if his bat comes through. As a prep, Mike lettered two years at Air Academy High.


Year	G	AB	H	R	HR	RBI	AVG
1974	3	6	1	0	0	0	.167




MATT MARTORANO — Pitcher

Statistically speaking Matt had the best pitching performance last season, winning three starts and losing none in seven varsity performances. Beginning his third varsity year, Matt, a native of Oak Park, IL, has the capability of winning the big games.

Year	G	W	L	IP	BB	SO	ERA
1973	2	1	1	8	4	3	7.88
1974	7	3	0	21.1	10	7	7.17




MEET THE FALCONS



JEFF MAYER – Infielder


A seasoned performer, although only a sophomore, Jeff will divide his defensive skills around shortstop and second base this season. He has a splendid, accurate arm with excellent range. A player who guards the plate well, Jeff gets on base a lot. Of his 12 hits last season, three of them were of the extra base variety. One highlight for him last year was getting the game winning hit against Colorado State.

Year	G	AB	H	R	HR	RBI	AVG
1974	19	50	12	13	0	4	.240



MARK MEAKINS – Infielder


Mark has earned the nod at second base by establishing himself in fall practice. Only a sophomore, but already a fine addition to the Falcon team, Mark should improve with each game played, and should be the team's leadoff hitter. A former National Honor Society certificate winner in Spanish, Mark also lettered in baseball, swimming and tennis.



DUANE MILLER – Infielder

A second baseman this season, Duane was instrumental in several Air Force wins last year, including three home runs in a series of games against New Mexico Highlands. An excellent hitter, Duane will see some action at second and also will be used in the key designated hitters role and as a pinch hitter in critical situations. Known as a good two-strike hitter, Duane can provide the clutch hit when necessary.

Year	G	AB	H	R	HR	RBI	AVG
1974	17	38	17	9	4	23	.447



STEVE MURDOCH – Infielder

One of four left handed hitters on the 1975 squad, Steve is a remarkable glove man at first base and should be one of the toughest outs on the team. A junior this season, Steve has a varsity letter, but has yet to realize his full potential as a hitter. A good line-drive style hitter for a short man, he can supply the big hit and make the sparkling defensive play.

Year	G	AB	H	R	HR	RBI	AVG
1974	1	0	0	1	0	0	.000



RICH NEWTON – Pitcher

Richard is one of two freshmen hurlers to make the varsity squad this season. A very coachable player, "Newt" has an excellent assortment of pitches which he developed while lettering three times at Bellevue HS in Nebraska.

AIR FORCE BASEBALL RECORDS INDIVIDUAL CAREER

BATTING

Most at Bat – 316, Jeff Greiner, 1972–73–74
Most Games – 92, Blake Hendrick, 1970–71–72
Most Hits – 122, Bruce Huneke, 1963–64–65
Most Runs – 87, Rick Starr, 1967–68–69
Most Doubles – 28, Barney Mills, 1966–67–68
Most Triples – 12, John Kuenzel, 1957–58–59
Most Home Runs – 22, Brad Fulk, 1971–72
Most Runs Batted In – 82, Barney Mills, 1966–67–68, and Dick Smithwick, 1968–69–70
Most Stolen Bases – 39, Rick Starr, 1967–68–69
Most Strikeouts – 59, Dave Jones, 1969–70–71, and Jim Ilseng, 1972–73–74
Most Walks – 57, Bill Maggio, 1969–70–71
Highest Batting Average – .405, Bruce Huneke, 1963–64–65
Highest Fielding Average – .987, Pat Corrigan, (1B), 1972–73–74

PITCHING

Most Games – 40, Rich Haynie, 1971–72–73–74
Most Complete Games – 22, Rich Haynie, 1971–72–73–74
Most Innings Pitched – 242.1, Rich Haynie, 1971–72–73–74
Most Runs Allowed – 162, Terry Norris, 1958–59–60–61
Most Earned Runs Allowed – 117, Terry Norris, 1958–59–60–61
Most Hits Allowed – 246, Bill Horacek, 1967–68–69
Most Strikeouts – 244, Rich Haynie, 1971–72–73–74
Most Walks – 133, Al McClure, 1964–65–66
Most Victories – 20, Rich Haynie, 1971–72–73–74
Most Losses – 14, Jim Hogarty, 1965–66–67

FALCON TEAM AVERAGES

Year	Team Batting	Team Fielding	Team ERA	Batting Champion/ ERA Champion
1957	.260	.885	6.70	John Kuenzel (.418) Jim Gunter (5.25)
1958	.312	.922	6.31	Jim Burton (.463) Jim Gunter (5.37)
1959	.254	.912	7.17	Norm Haller (.364) Bob Kellock (4.96)
1960	.318	.919	5.70	Norm Haller (.391) Bob Schaumberg (3.88)
1961	.310	.944	5.16	Roger Zoeller (.475) Terry Norris (4.15)
1962	.330*	.949	4.26	Wilson Parma (4.18) Larry Backus (3.18)
1963	.328*	.928	4.16	Bruce Huneke (4.38) Gary Wallace (2.45)
1964	.337*	.942	3.45	Jim Steed (4.11) Pete Bracci (3.12)
1965	.284	.949	4.38	John McBroom (.403) Al McClure (4.38)
1966	.270	.947	3.29	Barney Mills (.357) All McClure (2.50)
1967	.301	.927	3.64	Tipp Simpson (.422) Bill Savage (3.15)
1968	.284	.933	4.20	David Spencer (.360) Bill Horacek (3.55)
1969	.290	.938	3.67	Dick Smithwick (.442) Dick McDonald (2.12)
1970	.297	.935	5.40	Dick Smithwick (.441) Dick McDonald (.316)
1971	.274	.951	4.67	Tom Stites (.375) Rich Haynie (2.54)
1972	.280	.947	4.67	Phil Hudson (.350) Dave Smith (2.93)
1973	.262	.937	4.98	Jeff Brown (.354) Larry Bryant (3.52)
1974	.312	.945	5.02	Jeff Brown (.400) Rich Haynie (3.62)

*--Led Nation

1974 BASEBALL RESULTS (18-14)
(Home Games in Italics)

AIR FORCE BASEBALL 1975

AIR FORCE

OPPONENT W-L

R	H	E		R	H	E	
3	5	3	Southern California	19	18	2	0-1
8	10	4	Southern California	16	12	2	0-2
5	8	0	Long Island*	2	6	6	1-2
4	10	6	Rollins*	10	7	0	1-3
5	10	1	Army*	3	6	3	2-3
11	11	1	Long Island*	1	2	1	3-3
1	6	2	Rollins*	6	9	1	3-4
3	7	4	Army*	4	5	1	3-5
5	5	4	Northern Colorado	6	8	1	3-6
3	8	2	Northern Colorado	1	5	1	4-6
2	8	2	Colorado	5	5	2	4-7
4	3	1	Colorado	6	6	3	4-8
11	15	1	Colorado College	5	8	5	5-8
8	11	0	Colorado College	1	2	0	6-8
15	17	2	<i>Metro State</i>	2	5	6	7-8
25	21	1	<i>Metro State</i>	0	3	4	8-8
24	16	1	<i>Metro State</i>	1	3	5	9-8
6	12	1	<i>Northern Colorado</i>	7	13	0	9-9
7	13	2	Colorado State	5	7	0	10-9
9	12	1	<i>Tulsa</i>	6	6	2	11-9
5	9	3	<i>Tulsa</i>	17	15	2	11-10
3	9	1	Southern Colorado	7	13	2	11-11
8	13	0	<i>Colorado State</i>	1	7	1	12-11
8	11	6	<i>New Mexico Highlands</i>	22	22	0	12-12
8	9	1	<i>New Mexico Highlands</i>	6	9	0	13-12
3	7	1	Brigham Young	4	7	2	13-13
3	11	0	Brigham Young	14	14	0	13-14
3	10	2	Denver	2	5	1	14-14
4	6	0	<i>Denver</i>	3	10	3	15-14
2	10	2	Denver	1	4	0	16-14
11	13	3	<i>Denver</i>	9	10	4	17-14
8	13	1	Denver	2	6	1	18-14

*-Spring Trip

ALL-TIME BASEBALL RECORD

Year	W-L-T	Coach/Captain
1957	6-9-0	Capt Glenn Mackie/Bob Beckel
1958	9-9-0	Capt Jack Schwall/Bob Beckel
1959	8-7-0	Capt Wendy Lawrence/Larry Thomson
1960	14-9-0	Capt Wendy Lawrence/Norm Haller
1961	12-12-0	Capt Wendy Lawrence/Mike Quinlan, Rich Mayo
1962	20-11-0	Capt Wendy Lawrence/Kent Lammers
1963	15-13-0	Capt Wendy Lawrence/Wilson Parma
1964	22-5-0	Lt Col John Sparks/Darryl Bloodworth
1965	10-12-0	Lt Col John Sparks/Bruce Huneke
1966	17-10-0	Col John Sparks/John Ollila
1967	16-9-0	Col John Sparks/John McBroom
1968	14-17-0	Capt Rene Miller/Jim Reese, Barney Mills
1969	16-8-1	Capt Terry Goewert/Rick Starr
1970	21-12-0	Capt Terry Goewert/Dick Smithwick
1971	19-20-0	Capt Joe Robison/Game Captains
1972	16-19-0	Capt Joe Robison/Tom Stites
1973	13-12-0	Capt Joe Robison/Rich Haynie
1974	18-14-0	Capt Joe Robison/Pat Corrigan
Totals	266-208-1	

STEVE ROBINSON - Catcher

A sophomore player this season, Steve will see plenty of action behind the plate this year after earning a varsity letter in 1974. Steve has a good, quick release and has an accurate arm. His asset to the team will be his knowledge and ability to get the maximum effort from the Falcon pitching staff.


Year	G	AB	H	R	HR	RBI	AVG
1974	2	4	1	0	0	0	.250



RICK SARVER - Pitcher

A junior this season, Rick has been among the top hurlers since coming to the Academy. As a freshman, he appeared in three varsity games, and posted a fine 1.93 ERA as a relief pitcher. Last season he made five trips to the hill, and yielded a 4.41 ERA in 16 plus innings. This season Rick can have the finest season ever if he reaches his full potential. If that goal is reached, he could help boost the Falcons to another winning season. One of his best games in 1974 was a two-hitter in relief against a powerful Tulsa club.


Year	G	W	L	IP	BB	SO	ERA
1973	3	0	0	4.2	6	3	1.93
1974	5	1	2	16.1	21	9	4.41



CHARLIE SIMMONS - Outfielder

Charlie was the national leader in triples last season with eight in 19 games for a .042 average, five of those came against two clubs in two games. Three were against Colorado College and two against Metro State. Known as the "Pet Aggie" because he graduated from high school in Beaumont, TX, Charlie needs just four more triples to tie a team record which has stood since 1960. He has constantly improved with the bat each year and should be one of the keys to the Falcons having a great season.

Year	G	AB	H	R	HR	RBI	AVG
1973	17	54	15	14	6	18	.278
1974	19	62	18	12	1	21	.290



JOHN SQUIRE - Pitcher


John is one of two freshmen pitchers to make the varsity during fall practice and is expected to lend a hard throwing arm to a talented group of Falcon pitchers this season. A former all-state player in football as well as baseball at W. F. Dykes in Atlanta, the left handed hurler has an excellent assortment of pitches and complete confidence in his ability.



TERRY TAUBERT - Pitcher

Terry has been hindered by a tender elbow and his recovery this year would be a tremendous lift to the Falcons. Despite the sore elbow, Terry saved two games last season. A two-year letterman, Terry can be sneaky fast when his arm is healthy and will be brought around slow this season to give him every chance to excel.

Year	G	W	L	IP	BB	SO	ERA
1973	6	2	1	21	20	14	6.00
1974	4	0	0	8.2	9	9	12.49



1975 VARSITY BASEBALL ROSTER

Player No.	Name	Pos	Ht	Wt	Cl	B-T	Hometown; High School Year Graduated; Coach
20	Jeff Brown**	3B-OF	6-3	190	Jr	R-R	Escondido, CA; Orange Glen; '71; Jeff Carlovsky
22	Dave Bunker	OF-DH	6-0	190	So	L-R	Bedford, NH; Manchester West; '73; Bob Carignan
8	Larry Bryant**	P	6-3	175	Sr	R-R	Albuquerque, NM; Highland; '71; Bill Hayes
23	Robert Ciola*	P	5-10	165	So	R-R	Shelton, CT; Fairfield Prep; '73; Ed Rowe
16	Dave Commons**	P	6-0	170	Sr	R-R	Oxon Hill, MD; Oxon Hill; '71; Don Keyes
7	Jim Corrigan***	SS-P	6-2	170	Sr	R-R	Kokomo, IN; Northwestern; '71; Ken Kauffmann
13	Don Davis*	P	5-11	175	So	R-R	Nacogdoches, TX; Nacogdoches; '73; Mike Adams
25	Brian Duffy**	OF	6-0	180	Sr	R-R	Rockland, MD; Rockland; '71; Don McKeag
5	Mike Erdle*	2B	6-0	160	Jr	R-R	Colorado Springs, CO; Air Academy; '72; Elmer Lanherdt
	Keith Heise	P	6-2	185	Fr	R-R	Waterloo, IA; West; '74; Jerry Shinn
	Frank Lusk*	C	5-10	170	So	R-R	Greenacres, WA; Central Valley; '72; Harry Amend
24	Matt Martorano*	P	5-8	165	Jr	R-R	Oak Park, IL; River Forest; '72; Jack Kaiser
10	Jeff Mayer*	SS	6-2	170	So	R-R	Naperville, IL; Central; '73; Fred Vaestead
6	Mark Meakins	2B	6-0	160	So	R-R	Greeley, CO; Greeley Central; '73; Dale Belgin
11	Duane Miller*	2B-DH	6-1	190	So	R-R	Ferndale, WA; Schome; '73; Les Galley
3	Steve Murdoch*	1B	5-10	170	Jr	L-L	Hershey, PA; Hershey; '71; Sterling Banta
12	Rich Newton	P	6-0	180	Fr	R-R	Omaha, NB; Bellevue; '74; Wayne Zimmer
14	Steve Robinson*	C	5-10	175	Jr	R-R	Hampton, VA; Kecoughtan; '72; Bud Denton
19	Rick Sarver*	P	6-2	180	Sr	R-R	Hampton, VA; Pembroke; '71; Tom Niles
9	Charlie Simmons*	OF	6-1	190	Sr	L-L	Beaumont, TX; Beaumont; '71; Terry Cobb
17	John Squire	P	5-11	170	Fr	L-L	Atlanta, GA; Dykes; '74; Bud Theodocian
21	Terry Taubert**	P	6-2	185	Jr	R-R	San Antonio, TX; Central Catholic; '72; Joe Cortez
4	Bob Wagner*	OF	6-3	185	Jr	R-R	Portage, MI; Portage Northern; '72; Dave Reeves
	Mark Welsh	1B	6-0	170	Jr	R-L	Austin, TX; Reagen; '72; Gene Moburg

Managers: Tom Bell, Clay Brown
 *-Letters Won DH-Designated Hitter

1974 FINAL FALCON BASEBALL STATISTICS (Returning Players in Italics)

Player, Position	G	AB	R	H	2B	3B	HR	RBI	SB	BB	SO	AVG	PO	A	E	PCT
<i>Brown, of-3b</i>	24	90	27	36	3	3	10	26	3-3	11	17	.400	43	21	4	.941
<i>Duffy, of</i>	32	107	30	37	5	1	9	21	4-5	16	12	.346	46	2	2	.960
<i>P. Corrigan, 1b</i>	32	111	17	38	6	2	0	12	3-6	8	8	.342	219	7	3	.987
<i>J. Corrigan, ss-3b</i>	32	121	17	38	8	1	1	13	1-1	5	15	.314	38	66	15	.874
<i>Greiner, 2b</i>	31	127	27	37	8	0	1	13	3-4	15	13	.291	63	70	9	.937
<i>Simmons, of</i>	19	62	12	18	4	8	1	21	1-1	2	14	.290	28	2	1	.968
<i>Ilse, c</i>	31	104	21	29	3	3	5	23	5-5	13	35	.279	131	23	2	.987
<i>Goodrich, of</i>	17	66	11	18	5	1	0	4	1-3	3	5	.273	48	2	3	.943
<i>Mayer, ss</i>	19	50	13	12	1	2	0	4	2-3	6	13	.240	13	34	6	.887
Less Than 45 At Bats																
<i>Miller, 2b</i>	17	38	9	17	3	0	4	23	1-2	10	9	.447	0	4	2	.667
<i>Wagner, of</i>	14	39	13	16	2	0	8	22	0-0	5	15	.410	9	0	1	.900
<i>Hohl, 1b</i>	14	28	12	10	1	1	2	8	1-1	7	4	.357	14	0	0	1.000
<i>Simpson, of</i>	7	19	4	5	0	0	2	4	1-1	1	3	.263	9	0	0	1.000
<i>Robinson, c</i>	2	4	0	1	0	0	0	0	0-0	1	3	.250	0	0	0	.000
<i>Williams, c-3b</i>	13	26	3	6	0	0	0	2	1-1	3	8	.231	53	11	4	.941
<i>Mark, of</i>	12	28	4	6	2	0	0	4	2-3	4	6	.214	11	0	0	1.000
<i>Erdle, 3b</i>	3	6	0	1	0	0	0	0	0-0	0	3	.167	1	1	3	.400
<i>Dobson, of</i>	9	14	2	2	1	0	0	0	0-0	0	7	.143	1	0	0	1.000
<i>Lusk, c</i>	6	10	2	0	0	0	0	1	0-0	3	4	.000	12	0	0	1.000
<i>Eskridge, 1b</i>	1	0	1	0	0	0	0	0	0-0	1	0	.000	3	0	0	1.000
Pitchers																
<i>Commons</i>	9	1	0	1	0	0	0	0	0-0	0	0	1.000	1	3	0	1.000
<i>Martorano</i>	8	1	0	1	0	0	0	0	0-0	0	0	1.000	0	1	0	1.000
<i>Bryant</i>	7	1	0	0	0	0	0	0	0-0	0	0	.000	1	5	0	1.000
<i>Ciola</i>	9	1	0	0	0	0	0	0	0-0	0	0	.000	2	4	1	.857
<i>Taubert</i>	4	1	0	0	0	0	0	0	0-0	0	1	.000	0	0	1	.000
<i>Haynie</i>	13	1	0	0	0	0	0	0	0-0	0	1	.000	2	10	0	1.000
<i>Routh</i>	9	0	0	0	0	0	0	0	0-0	0	0	.000	1	5	2	.750
<i>Sarver</i>	5	0	0	0	0	0	0	0	0-0	0	0	.000	0	1	0	1.000
<i>Paulk</i>	1	0	0	0	0	0	0	0	0-0	0	0	.000	0	0	0	.000
<i>Harnly</i>	1	0	0	0	0	0	0	0	0-0	0	0	.000	0	0	0	.000
Totals	32	1056	225	329	52	22	43	201	29-39	114	196	.312	749	272	59	.945
Foes	32	980	194	258	53	7	31	165	26-40	149	195	.263	754	314	61	.946

Double Plays: AFA 22, OPP 24 Left on Base: AFA 228, OPP 230

Pitcher	G	GS	CG	W	L	PCT	IP	H	R	ER	BB	SO	BK	ERA
<i>Harnly</i>	1	0	0	0	0	.000	1	2	0	0	1	1	0	0.00
<i>Paulk</i>	1	0	0	0	0	.000	1	0	0	0	2	0	1	0.00
<i>Routh</i>	9	3	1	1	3	.250	30	21	19	12	20	26	1	3.60
<i>Haynie</i>	13	11	7	5	4	.556	76 2/3	75	36	31	34	78	0	3.62
<i>Sarver</i>	5	3	0	1	2	.333	16 1/3	19	25	8	21	9	0	4.41
<i>Ciola</i>	8	1	1	3	1	.750	31	28	21	16	15	18	1	4.65
<i>Commons</i>	8	6	2	3	3	.500	40	43	30	25	31	26	1	5.63
<i>Bryant</i>	7	3	1	2	1	.667	24 2/3	34	29	19	6	21	0	6.93
<i>Martorano</i>	7	3	1	3	0	1.000	21 1/3	23	20	17	10	7	0	7.17
<i>Taubert</i>	4	2	0	0	0	.000	8 2/3	13	14	12	9	9	0	12.49
Totals		32	13	18	14	.563	250 2/3	258	194	140	149	195	4	5.02
Foes		32	11	14	18	.437	250 1/3	329	225	169	114	196	1	6.08